



LMS guide

[Learn the function of the exercises]

EXERCISES

Write	2
Click to click.....	5
Multiple choice	8
Match	9
Colour	10
Cryptex	12
Multiple selection	14
Put the words in the correct order	15
Drop down list	16

MEDIA

Reference	17
Sound	18

In this type of exercise students fill the gaps with words, letters, numbers, phrases or whole sentences. Click on the gap and type your answer.

Complete the sentences with the correct form of 'have' or 'make'.

- 1 Zoe isn't shy. It's one reason why she makes friends so easily.
- 2 That's unkind! Don't make fun of my sister.
- 3 She's always so busy. She hardly ever having time to chat to friends online.
- 4 It's my birthday and I'm having a party! Get here as fast as you can!
- 5 George often makes jokes but they aren't very funny.
- 6 Let's go online and ha a laugh with our Facebook friends.



When all the gaps have an answer and the student clicks the **submit button**, the correct answers will be revealed in **green** and the student can see how many of his answers were correct or incorrect.

Complete the sentences with the correct form of 'have' or 'make'.

- ✓ 1 Zoe isn't shy. It's one reason why she ^{makes} ~~makes~~ friends so easily.
- ✓ 2 That's unkind! Don't ^{make} ~~make~~ fun of my sister.
- ✗ 3 She's always so busy. She hardly ever ^{has} ~~having~~ time to chat to friends online.
- ✓ 4 It's my birthday and I'm ^{having} ~~having~~ a party! Get here as fast as you can!
- ✓ 5 George often ^{makes} ~~makes~~ jokes but they aren't very funny.
- ✗ 6 Let's go online and ^{have} ~~ha~~ a laugh with our Facebook friends.

 **show score**

If there are gaps that are not filled with an answer, a notification will appear.

Complete the sentences with the correct form of 'have' or 'make'.

1 Zoe isn't shy. It's one reason why she _____ friends so easily.


2 That's unkind! Don't _____ fun of my sister.

3 She's always so busy. She hardly ever _____ time to chat to friends online.

4 It's my birthday and I'm _____ a party! Get here as fast as you can!

5 George often _____ jokes but they aren't very funny.

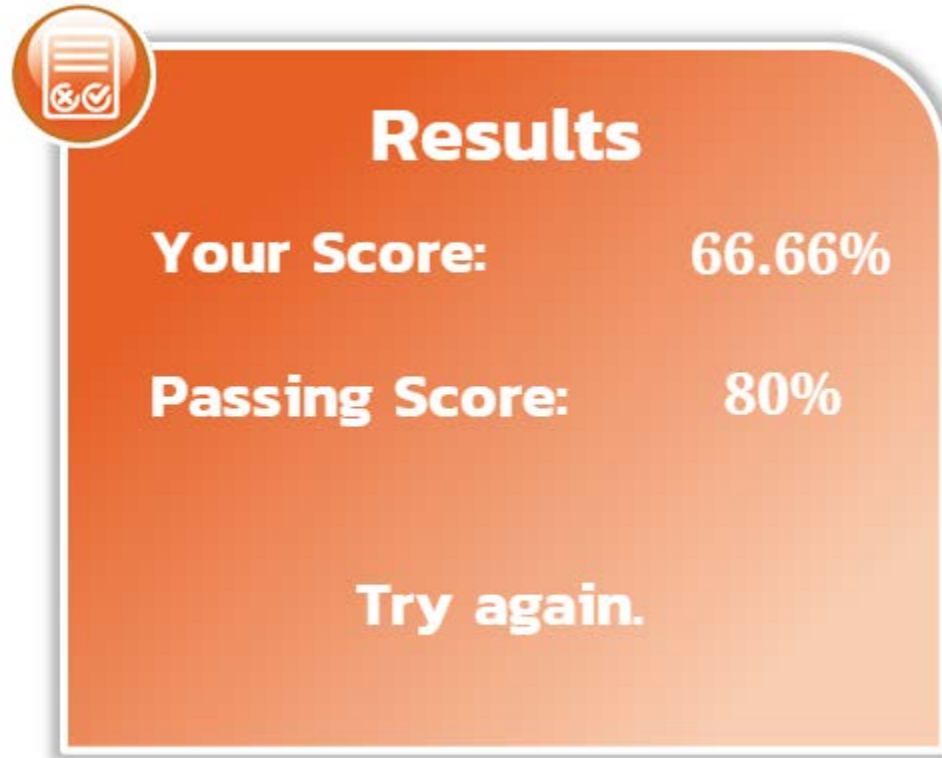
6 Let's go online and _____ a laugh with our Facebook friends.

 **Please complete all the spaces before submitting.**

[Continue](#) [Submit anyway](#)

 **submit**

When students click on the [show score](#) or [submit anyway](#) buttons they will see their grade.



The image shows a rounded rectangular notification box with an orange-to-white gradient background. In the top-left corner, there is a circular icon containing a document with a checkmark and a refresh symbol. The text inside the box is as follows:

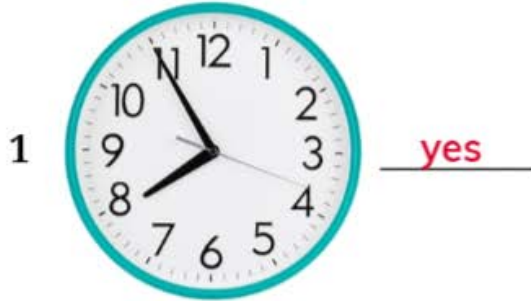
Results	
Your Score:	66.66%
Passing Score:	80%
Try again.	

In this type of exercise you can click on a box to choose an answer and then click on the gap to fill the answer.


Look and write *yes* or *no*.

yes

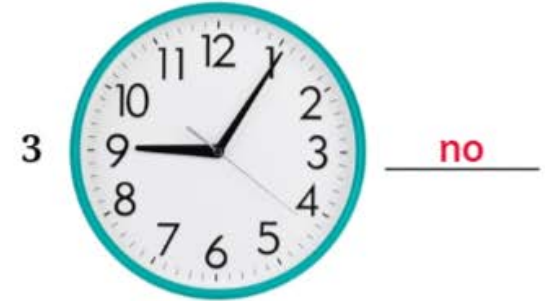
no



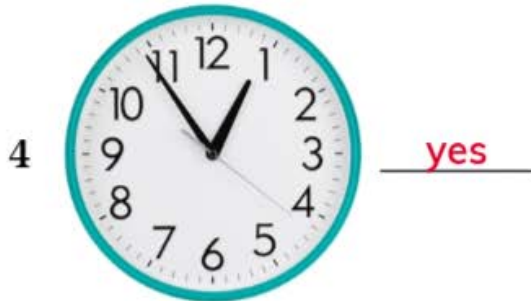
It's five to eight.



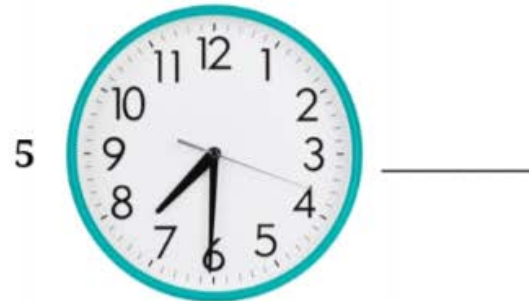
It's half past three.



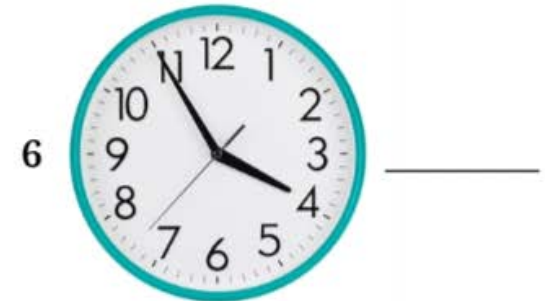
It's ten past nine.



It's five to one.



It's half past seven.









It's a quarter to four.








When the student clicks the **submit button** and all gaps have an answer, all the correct answers will be revealed in **green** color and the student finds out how many of his answers were correct or incorrect.

Look and write yes or no.

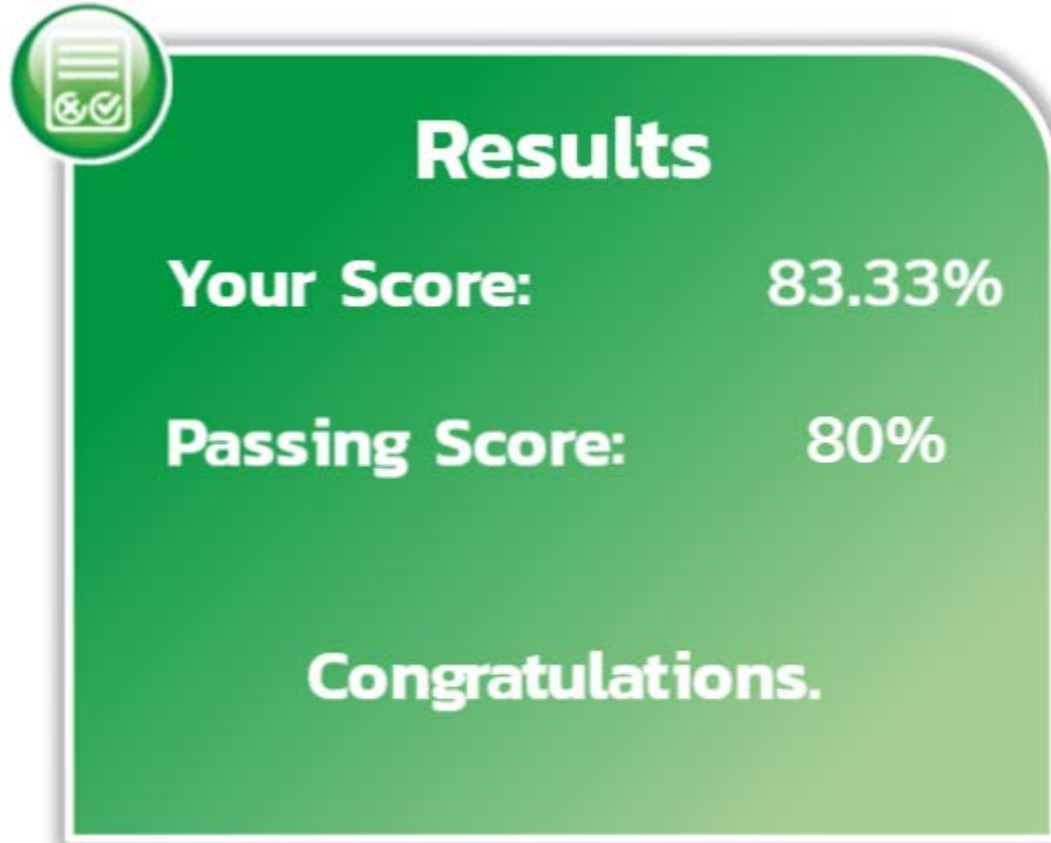
1  yes yes ✓	2  no no ✓	3  no no ✓
It's five to eight.	It's half past three.	It's ten past nine.
4  yes yes ✓	5  yes yes ✓	6  no yes ✗
It's five to one.	It's half past seven.	It's a quarter to four.

If there are gaps that are not filled with an answer, a notification will appear.

Look and write yes or no.

1  yes yes	<div style="border: 2px solid blue; padding: 10px; background-color: #007bff; color: white; text-align: center; width: fit-content; margin: 0 auto;"><p>! Please fill in all the blanks before submitting.</p><p><input type="button" value="Continue"/> <input type="button" value="Submit anyway"/></p></div>	3  no no
It's five to eight.		It's ten past nine.
4  yes yes	5  no no	6  no no
It's five to one.	It's half past seven.	It's a quarter to four.

When students click on the [show score](#) or [submit anyway](#) buttons they will see their grade.



A green notification card with rounded corners and a white border. In the top-left corner, there is a circular icon containing a document with a checkmark. The card displays the following text in white:

Results

Your Score:	83.33%
Passing Score:	80%

Congratulations.

MULTIPLE CHOICE

In this type of exercise you can choose an answer from a number of options. Click the answer and a red outline will appear meaning it's selected. A grey outline appears when you hover over the options.

Read the text and circle the correct words.

- 1 Lynne and David have a **sister** / brother.
- 2 David is a **grandma** / grandpa.
- 3 Romeo has two **brothers** / sisters.
- 4 Harper is **clever** / thin.
- 5 David is a **pop singer** / footballer.
- 6 Romeo has an amazing **son** / family.



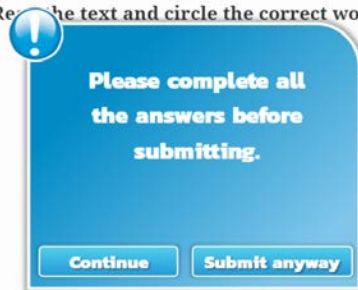
You will hear part of a conversation between a radio host and Martin Miller, a psychologist, discussing how being assertive affects our lives. For questions 1-6, choose the best answer A, B or C.

- 1 Being assertive is not about
 A respecting yourself.
 B disrespecting the thoughts and needs of others.
 C disagreeing when you think something is wrong.
- 2 Being assertive is
 A beneficial to your self-esteem.
 B certain to get you what you want.
 C likely to increase your stress levels.
- 3 Mary's husband
 A gives the impression of being lazy.
 B is unable to drive a car.
 C is too tired to help her.



When the **submit button** is clicked and all the answers have been selected in the exercise, the correct answers will be revealed in green and the incorrect answers will keep their red outline. If the exercise has not been completed, a notification will appear.

Read the text and circle the correct words.



6 Romeo has an amazing **son** / family.



Read the text and circle the correct words.

- ✓ 1 Lynne and David have a **sister** / brother.
- ✓ 2 David is a **grandma** / grandpa.
- ✓ 3 Romeo has two **brothers** / sisters.
- ✗ 4 Harper is **clever** / thin.
- ✓ 5 David is a **pop singer** / footballer.
- ✗ 6 Romeo has an amazing **son** / family.



MATCH

In this type of exercise you can match white buttons to blue buttons. When a white button is selected a blue dot will appear inside it.

Match.

1 My aunt has two sons.	<input type="radio"/>	<input checked="" type="radio"/>	A Her hair is white.
2 Grandma is old.	<input type="radio"/>	<input checked="" type="radio"/>	B They're mine.
3 Whose dress is this?	<input type="radio"/>	<input checked="" type="radio"/>	C Their names are Nick and Bill.
4 Those yellow socks aren't yours.	<input type="radio"/>	<input checked="" type="radio"/>	D It's his.
5 The cat's name is Fluffy.	<input type="radio"/>	<input checked="" type="radio"/>	E I know. It's Jill's.
6 This is Tony's drink.	<input checked="" type="radio"/>	<input checked="" type="radio"/>	F This is its ball.



When the **submit button** is clicked and all the buttons are matched the correct answers will turn to **green**. Wrong answers will turn to **red**. If there are unmatched buttons, the answers will be revealed in **grey**. If there are unmatched buttons, a notification will warn you.

Match.

Please match all the answers before submitting.

[Continue](#) [Submit anyway](#)

1 My aunt has two sons.	<input type="radio"/>	<input checked="" type="radio"/>	A Her hair is white.
2 Grandma is old.	<input type="radio"/>	<input checked="" type="radio"/>	B They're mine.
3 Whose dress is this?	<input type="radio"/>	<input checked="" type="radio"/>	C Their names are Nick and Bill.
4 Those yellow socks aren't yours.	<input type="radio"/>	<input checked="" type="radio"/>	D It's his.
5 The cat's name is Fluffy.	<input type="radio"/>	<input checked="" type="radio"/>	E I know. It's Jill's.
6 This is Tony's drink.	<input checked="" type="radio"/>	<input checked="" type="radio"/>	F This is its ball.

Match.


1 My aunt has two sons.	<input type="radio"/>	<input checked="" type="radio"/>	A Her hair is white.	✓
2 Grandma is old.	<input type="radio"/>	<input checked="" type="radio"/>	B They're mine.	✓
3 Whose dress is this?	<input type="radio"/>	<input checked="" type="radio"/>	C Their names are Nick and Bill.	✓
4 Those yellow socks aren't yours.	<input type="radio"/>	<input checked="" type="radio"/>	D It's his.	✗
5 The cat's name is Fluffy.	<input type="radio"/>	<input checked="" type="radio"/>	E I know. It's Jill's.	✓
6 This is Tony's drink.	<input checked="" type="radio"/>	<input checked="" type="radio"/>	F This is its ball.	✗

COLOUR

In this type of exercise you can colour the images using the palette on the right. Click on the colour and then the image you want to colour. Images will be coloured only when you have chosen the correct colour and a "correct" sound will notify you. If you choose a wrong colour, the image will remain white and a "wrong" sound will notify you.

Read and colour.

The hill is brown. The river is blue. The field is green and the tree is green.
The snake is purple and grey. The cow is black and white. The bird isn't brown. It's orange. The flowers aren't purple. They're pink.



When the **submit button** is clicked and all images are coloured the results will appear with a score of 100%. If there are remaining pictures to be coloured, a notification will warn you.

Results

Your Score: 100%

Passing Score: 80%

Congratulations

Read and colour.

The hill is brown. The river is blue. The field is green and the tree is green.
The snake is purple and grey. The cow is black and white. The bird isn't brown. It's orange. The flowers aren't purple. They're pink.

Please colour all the pictures before submitting.

Continue Submit anyway

If you click on the [submit anyway](#) button, your results will appear with a score depending on the number of images you coloured.



The image shows a rounded rectangular notification box with an orange-to-white gradient background. In the top-left corner, there is a circular icon containing a document with a checkmark. The text inside the box is as follows:

Results	
Your Score:	55.55%
Passing Score:	80%
Try again.	

In this type of exercise you need to find the words hidden in the cryptex. Click on the first character and then the last character of a word and a green outline will appear.

Read and find the words.

1 My brother is two months old. He's a_____.	B	X	N	V	C	Y	U
2 Your father's sister is your_____.	A	U	N	T	H	O	N
3 Your mum's brother is your_____.	B	D	E	X	E	U	C
4 This dress isn't expensive. It's very_____.	Y	P	A	E	A	T	L
5 Your uncle's daughters are your_____.	U	G	P	V	P	Z	E
6 My sister is a _____. She's eighteen years old.	G	R	O	W	N	U	P
	C	O	U	S	I	N	S



When the **submit button** is clicked and all the words are found, the results will appear with a score of 100%. If there are remaining words to be found, a notification will warn you.

Results

Your Score: 100%

Passing Score: 80%

Congratulations

Read and find the words.

1 My brother is two months old. He's a_____.	R	X	N	V	C	Y	U
2 Your father's sister is your_____.	H	O	N	T	H	O	N
3 Your mum's brother is your_____.	E	U	C	X	E	U	C
4 This dress isn't expensive. It's very_____.	A	T	L	E	A	T	L
5 Your uncle's daughters are your_____.	P	Z	E	V	P	Z	E
6 My sister is a _____. She's eighteen years old.	N	U	P	W	N	U	P
	I	N	S	S	I	N	S

Please find all the words before submitting.

[Continue](#) [Submit anyway](#)

If you click on the [submit anyway](#) button, results will appear with a score depending on the number of words you have found.



The image shows a rounded rectangular notification box with an orange-to-white gradient background. In the top-left corner, there is a circular icon containing a document with a checkmark. The text inside the box is as follows:

Results	
Your Score:	55.55%
Passing Score:	80%
Try again.	

MULTIPLE SELECTION

In this type of exercise you need to choose all the words, pictures or boxes that meet the criteria of the exercise. Click an option to select or deselect it.

Colour the things, people and subjects you can find at school.

board	dictionary	PE	teachers	water
wool	farmer	geography	diary	timetable
igloo	boat	history	eggs	break
science kit	maths	pillows	tower	building
calculator	train	reporter	science	piñata
tent	art	students	sea	classmates



When the **submit button** is clicked, correct answers will turn to **green**, incorrect answers will turn to **red**, and correct but not selected answers will turn to grey.

Colour the things, people and subjects you can find at school.

board	dictionary	PE	teachers	water
wool	farmer	geography	diary	timetable
igloo	boat	history	eggs	break
science kit	maths	pillows	tower	building
calculator	train	reporter	science	piñata
tent	art	students	sea	classmates



The score is calculated according to the correct **and** incorrect answers. A correct answer increases your score, while an incorrect answer decreases your score. If you have more incorrect answers than correct ones, your score will be zero.

PUT THE WORDS IN THE CORRECT ORDER

In this type of exercise you need to put the words in boxes in the correct order. Click a box to select the word and click a space to drop it.

Put the words in the correct order.

I Can you? with play

Can I play with

submit

When the **submit** button is clicked and you have a complete sentence, the correct answer will appear in green on top of the sentence as well as a tick or cross indicating that your sentence is correct or incorrect. If you didn't complete the sentence, a notification will appear.

Put the words in the correct order.

Can you? play I with

Can I play with you? ✓

next

Put the words in the correct order.

I play

Can

Please complete the sentence before submitting.

Continue Submit anyway

submit

The **Next** button transfers you to the next sentence. A correct sentence increases your final score.

DROP DOWN LIST

In this type of exercise you click the box with the arrow and you will see a drop down list containing all the possible answers.

Read the article and complete it with sentences A-F. There is one extra letter you do not need to use.

- A At school, too, left-handers find themselves in a right-handed world.
- B He can't, or he finds it very difficult.
- C Left-handed people are special.
- D Left-handers have problems with everyday objects like this all the time.
- E Then you leave school and start working in an office or a shop, for example.
- F There are shops that sell only left-handed products, but not many.

A left-handed life

You are right-handed and you invite your left-handed friend to your house for a chat and something to eat. You give him the tin-opener and ask him to open a tin of tomatoes. 1

To understand his difficulty, hold the tin-opener in your right hand and try to use it with your left hand. 2

And not just in the kitchen, where there are also potato peelers and scissors to deal with. 3 Those desk-chairs, for example, are nearly always right-handed; and a left-handed student needs a different set of school supplies to make life easier - rulers and left-handed notebooks, for instance.



When the **submit button** is clicked and you have an answer in all the boxes, correct answers will appear and icons will show you how many of your answers are correct. If you don't complete the exercise, a notification will appear.

Read the article and complete it with sentences A-F. There is one extra letter you do not need to use.

- A At school, too, left-handers find themselves in a right-handed world.
- B He can't, or he finds it very difficult.
- C Left-handed people are special.
- D Left-handers have problems with everyday objects like this all the time.
- E Then you leave school and start working in an office or a shop, for example.
- F There are shops that sell only left-handed products, but not many.

A left-handed life

✓ You are right-handed and you invite your left-handed friend to your house for a chat and something to eat. You give him the tin-opener and ask him to open a tin of tomatoes. 1 B

✓ To understand his difficulty, hold the tin-opener in your right hand and try to use it with your left hand. 2 D

✗ And not just in the kitchen, where there are also potato peelers and scissors to deal with. 3 F Those desk-chairs, for example, are nearly always right-handed; and a left-handed student needs a different set of school supplies to make life easier - rulers and left-handed notebooks, for instance.



Read the article and complete it with sentences A-F. There is one extra letter you do not need to use.

- A At school, too, left-handers find themselves in a right-handed world.
- B He can't, or he finds it very difficult.
- C Left-handed people are special.
- D Left-handers have problems with everyday objects like this all the time.
- E Then you leave school and start working in an office or a shop, for example.
- F There are shops that sell only left-handed products, but not many.

A left-handed life

You are right-handed and you invite your left-handed friend to your house for a chat and something to eat. You give him the tin-opener and ask him to open a tin of tomatoes. 1 B

To understand his difficulty, hold the tin-opener in your right hand and try to use it with your left hand. 2 D

And not just in the kitchen, where there are also potato peelers and scissors to deal with. 3 A Those desk-chairs, for example, are nearly always right-handed; and a left-handed student needs a different set of school supplies to make life easier - rulers and left-handed notebooks, for instance.


Please complete all the spaces before submitting.




Some exercises contain a text or grammar reference. There will be a button looking like this:



This button shows a new screen with a text and a button to close the screen. If the text's size is large, there will be a scroll bar on the side.




A left-handed life



You are right-handed and you invite your left-handed friend to your house for a chat and something to eat. You give him the tin-opener and ask him to open a tin of tomatoes. He can't, or he finds it very difficult. To understand his difficulty, hold the tin-opener in your right hand and try to use it with your left hand. Left-handers have problems with everyday objects like this all the time.

And not just in the kitchen, where there are also potato peelers and scissors to deal with. At school, too, left-handers find themselves in a right-handed world. Those desk-chairs, for example, are nearly always right-handed; and a left-handed student needs a different set of school supplies to make life easier – rulers and left-handed notebooks, for instance.



Then you leave school and start working in an office or a

SOUND

Some exercises contain recordings of people talking. There will be an audio player on the bottom left of the exercise to use.



Press the play button for the recording to start. You can pause the recording with the pause button and you can use the scroll bar to move the track forward.

